




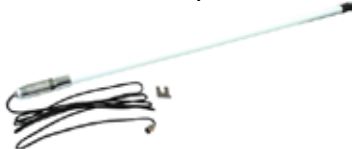


Applications Include:

Pumps, Valves, Relays, Conveyors, Grain Augers, Alarm Systems, PLC Activation, Stackers, Automation

Antenna Selection Guide

Choosing the right antenna and location of any RF product is a critical factor in determining how well the RF product will perform. While there are many antennas on the market, Remote Control Technology has selected a few that work the best with our products.

ANTENNAS		
<p>8" Short Range Flexible Whip Antenna for 27 MHz, Part #: 01610</p> 	<p>8" Mid Range Tuned Antenna for 27 MHz, Part #: 01943 (Requires Mounting Bracket and Groundplane)</p> 	<p>42" Long Range Francis Antenna for 27 MHz, Part # 01940 (Requires Mounting Bracket and Groundplane)</p> 
<p>Long Range Antenna for 151 MHz, Part #: (Includes Mounting Bracket and Coax Cable)</p> 	<p>Short Range Antenna for 433 MHz, Part #:</p> 	<p>Long Range Antenna for 433 MHz, Part #: (Includes Mounting Bracket and Coax Cable)</p> 
ANTENNA INSTALLATION		

Successful wireless communication range is achievable in most locations as long as these installation practices are observed. Remote Control Technology can supply connectors and RG58 Coaxial Cable in lengths of 3, 10, 25, 50, and 100 feet (specify when ordering). Your range will be maximized by following these guidelines:

- Mount the antennas at least 40 feet away from electric motors, large power transformers, power lines, VFDs or any equipment that produces ambient electrical noise. Otherwise, the receiver may have trouble distinguishing the FM transmitter signal from this noise.
- When Using 27 MHz Systems, mount all antennas outdoors. This frequency has great characteristics for long range but the signals will not go through metal or steel reinforced concrete walls. For equipment located indoors, run a length of RG-58 coaxial cable from the receiver to an antenna mounted outdoors.
- When Using 151 MHz or 433 MHz systems be sure that the Antennas have Line of Sight (a straight line could be drawn between the antennas without going through any solid objects). These systems are recommended for all indoor applications.
- Mount antennas as high as possible, at least 3 feet away from vertical surfaces, and above awnings.
- Use only high-quality antenna and cable connectors, which are available from RCT.
- Do not loop excess coax cable into a coil. This will cause a RF radio frequency choke and reduce your signal range. If you can, loosely route it back and forth in an "S" configuration.

*The Range of all Radio products is dependent on local conditions and antenna selection / location